



OPTO ENGINEERING

ITA51-GC-20C-IP | DATASHEET

Area scan camera 5.1MP, Sony IMX547, CMOS Global shutter, 1/1.8", Color, 1 GigE, POE, C mount



KEY ADVANTAGES

IP67-rated housing

Protection against water and dust.

MADE IN ITALY

Cameras designed and manufactured in Italy by Opto Engineering.

TOP QUALITY SERVICE

5 years warranty.

Ruggedized

-25° C to 65° operating temperature. Stainless steel mount, milled aluminum body. Tested for shock and vibration resistance.

MAXIMUM CONNECTIVITY

Isolated PoE supply, broad range of I/Os, serial communication.

HIGH PROCESSING CAPABILITY

Large on-board image buffer, large FPGA.

EXCELLENT QUALITY/PRICE RATIO

ITALA-G.IP series is a series of GigE vision PoE area scan cameras featuring an IP67-rated housing. By adding sealed lens tubes from IPT series and IP67 cables, ITALA G.IP cameras ensure protection against solid particles like dust, dirt, and sand and water.

GEN*i*CAM

GigE
VISION

1288
EMVA Standard Compliant



KEY FEATURES



IP67



1 GIGE



12-24 VOLT



POWER OVER
ETHERNET



12-BIT DEPTH



BURST



IMAGE COM-
PRESSION



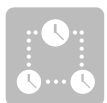
FAST
TRIGGER
MODE



DUAL
EXPOSURE




SEQUENCER




PRECISION
TIME
PROTOCOL



SCHEDULED
ACTION
COMMAND



REGION OF
INTEREST



BINNING
AND
DECIMATION



CHUNK DATA



AUTO WHITE
BALANCE



COLOR
CORRECTION
MATRIX



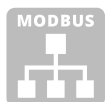
OPTO
ISOLATED I/O



ENCODER



DUAL SERIAL
INTERFACE



MODBUS



API C



API C++



API C#



API Python



WINDOWS



LINUX

All product specifications and data are subject to change without notice to improve reliability, functionality, design or other. Photos and pictures are for illustration purposes only. Data are reported by design, actual lens performance may vary due to manufacturing tolerances.

SPECIFICATIONS

Sensor Specification

Megapixel	5.1
Resolution	2472 x 2064
Sensor format	1/1.8"
Sensor diagonal (mm)	8.8
Pixel size (µm)	2.74
Sensor model	IMX547
Sensor type	CMOS
Shutter	Global
Chroma	Color

Connectivity

Data connector	RJ45
Data interface	1 GigE
I/O connector	12-pin Hirose
I/O interface	2x opto-isolated input 4x opto-isolated output
Serial interface	RS232, RS485
Liquid lens controller	no
Encoder interface	yes, incremental
Power supply (V)	12-24, PoE (IEEE 802.3af class 2)
Max power consumption ² (W)	3.5

Compliance

Standards	GigE Vision 2.2, GenICam, GenTL
Client software	ITALA View or other GigE Vision 2.x software
Operating systems	64-bit Windows 10/11 Ubuntu 18.04/20.04/22.04
Shock and vibration	EN 60068-2-27 EN 60068-2-6 EN 60068-2-64
Warranty (years)	5

Mechanical Specifications

Mount	C
Dimensions (mm)	54 x 54 x 51.3
Clamping system	16x M3 threaded holes (on all sides)
Mass (g)	200

Camera Specification

Filter	IR cut
Frame rate ¹ (fps)	23.0
Frame rate burst (fps)	39.6
Exposure time	1.02 µs - 10 s
ADC resolution (bit)	10/12
Dynamic range (dB)	69.7
Gain range (dB)	0-48
SNR (dB)	39.7
Image buffer (MB)	384
Image processing	Binning, decimation, ROI, gamma, black level, LUT, defective pixel correction, white balance, color correction matrix
Pixel formats	Mono 8, RGB8, Bayer GR 8/10p/10Packed/12p/12Packed, YUV 422_8, YUV411_8_UYVY
Chunk data	yes
User sets	3
Timers/Counters	2/4
Synchronization	Free run, software trigger, hardware trigger, PTP (IEEE 1588)

Environment

Operating temperature ³ (°C)	-25 - +65
Storage temperature ⁴ (°C)	-10 - +60
Operating relative humidity (%)	20-80, non condensing
IP rating	IP67

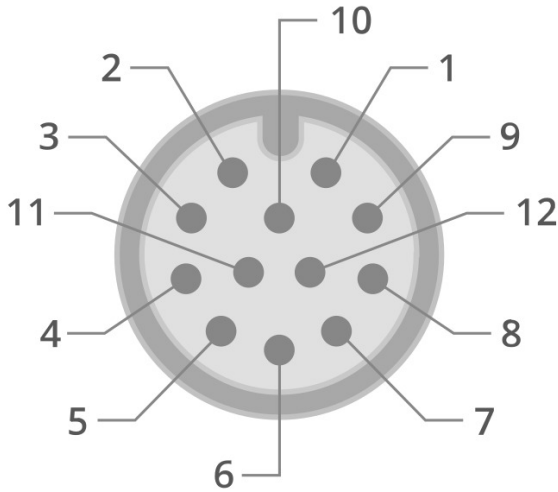
¹ Color-model's fps are calculated using BayerRG8 pixel format

² Measured with 24V power supply

³ Case temperature, measured on the front part of the camera body

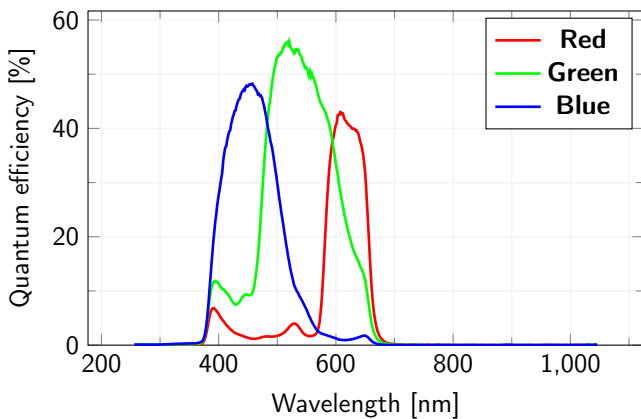
⁴ Ambient temperature

M12 PINOUT

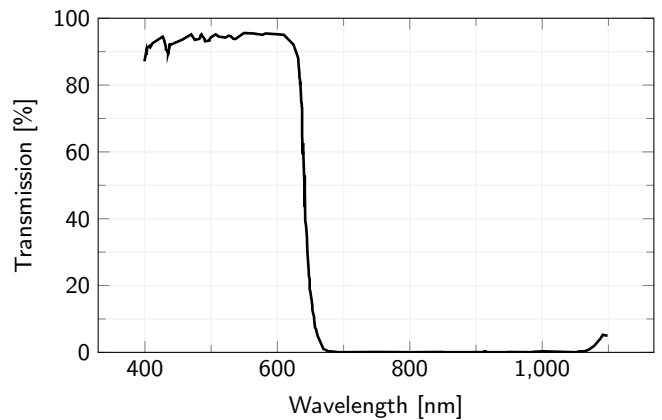


Pin	Signal
1	GND
2	+VIN
3	Opto OUT 3
4	Opto IN 0
5	Opto OUT 2
6	Opto OUT 0
7	Opto REF GND
8	RS232 RX
9	RS232 TX
10	Opto REF V+
11	Opto IN 1
12	Opto OUT 1

SENSOR QUANTUM EFFICIENCY



FILTERS TRANSMISSION



RECOMMENDED ACCESSORIES



Opto-Engineering® offers sealed lens tubes of different diameters to be used with varying lens sizes (IPT-Series) and sealed M12 cables (CB series) to complete your vision system.

COMPATIBLE PRODUCTS

Full list of compatible products available [here](#).



A wide selection of innovative machine vision components.

All product specifications and data are subject to change without notice to improve reliability, functionality, design or other. Photos and pictures are for illustration purposes only. Data are reported by design, actual lens performance may vary due to manufacturing tolerances.